



Galaxy 85P Dehumidifier



FEATURES

Rotary Compressor Type	cETL Certified
More Thorough, and More Quick	Optionally Set GPP or RH
Auto Defrosting	Memory Starting
Easy Handling	Rare Earth Alloy Tube Evaporator
Water Full Protection	Continuous Model
Environmental R32 Refrigerant	Built-in Pump

SPECIFICATIONS

Power	115 V / 60 Hz
Current	5.3 A
COP	2.7 L/KWh
Capacity (80°F, 60% RH)	85 Pints
Capacity (90°F, 90% RH)	180 Pints
Size for	Up to 2,300 sq. ft.
Filter	MERV-1 Filter
Airflow	194 CFM, 330 CMH
Sound Pressure Level	≤ 55 dBA
Feet	Adjustable Feet
Refrigerant	R32
Draining	Gravity Drain and Pump Drainage
Defrosting Control System	Auto Defrosting
Functioning Temperature Range	37.4 - 100.4 °F
Functioning Humidity Range	35 - 90%
Weight	57.3 lbs
Dim (L × W × H)	21.3 × 11.7 × 14.1 in

PROVEN PERFORMANCE

The Galaxy 85P dehumidifier is an effective solution to environmental control problems. This unit is of high capacity which can operate at high efficiency to remove moisture from the air through the refrigeration process. The high-efficiency rotary compressor ensures the maximum extraction with the lowest running costs. Tight spaces are no problem for the Galaxy 85P dehumidifier. It's compact size works perfectly in low crawlspace and small basements without sacrificing power or performance. Designed to fit in a variety of small spaces, the Galaxy 85P provides multiple installation options with great flexibility.

Galaxy 85P has the humidity sensor in bypass air design which makes the short-cycling go away and has quick access to internal service. Customers can do it by themselves and service become easy. With excellent airflow, aside sliding filter and some amazing engineering.

The unit removes the maximum 85 pints of water per day (AHAM) while with current draw 5.3 Amps. It is one of the smallest and lightest dehumidifiers on the market. This unit is equipped with an auto defrosting system which ensures a quick and efficient clearing of ice from the coil at the minimum operating temperature of 37.4 °F.

The small compact size makes the unit an ideal choice for installations where space is limited in crawlspaces, basements, living rooms and bathrooms, etc.

FUNCTION AND APPLICATION

ALORAIR Galaxy 85P dehumidifier quickly and effectively removes moisture with less energy than conventional dehumidifiers. The multifunction dehumidifier can remove 180 PPD at saturation, 85 pints per day at AHAM, up to 2,300 sq. ft. lowering the humidity to comfortable levels quickly. This ETL-listed dehumidifier is made of a metal outer casing and durable plastic that withstands more rugged conditions, ensuring long-term use and easy maintenance. It can also help to resolve damage to inventory and building maintenance due to dampness.

Galaxy 85P was introduced to provide a one-stop service for your humidity problem, the preassembly, the external condensate connection point, and the side sliding filter, make the installation process simple.

We designed this professional dehumidifier with the modern consumer in mind, smaller size, compact design, rugged handle, easy and safe to transport from job to job, and even from downstairs to upstairs. All special features make it fit for home & commercial applications, widely used in crawl spaces, basements, warehouses, offices and factories where occur corrosion mold growth.


Or bedrooms, bathrooms, kitchens, and RVs, help to get the excess moisture out of the air. Auto defrosting system, optional remote control system, strong as the tank, low-temperature operation.



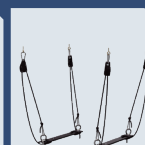
Gravity 6.5 ft
Drain Hose



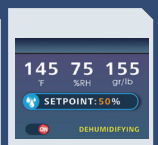
Gravity 19.6 ft
Drain Hose



MERV-1 Filter



Optional
Hanging Kits



Intuitive & Simple
Operation

ALORAIR HANGING KITS FOR CRAWL SPACE / BASEMENT DEHUMIDIFIERS

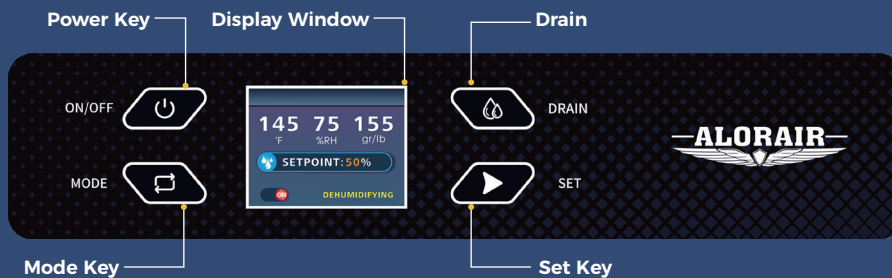


1. This hanging kit works for the AlorAir Galaxy 85P dehumidifier from beams or floor joists in tight spaces, basements, or attics. With a robust design, they are capable of supporting weights of up to 300 pounds.
2. This pack comes with 4 Ratchet Straps. Use the easy pulley mechanism and adjust the rope as per your desired height. Suspend the dehumidifier in a crawl space, basement or attic setting.
3. It helps to reduce noise and vibration while the dehumidifier is operating when properly installed. No transfer of noise or vibration to the floor above and getting lower space back is comfortable. Also, it provides additional height for proper condensate drainage / removal.
4. Easy to install. Adjustable straps allow the user to easily lower or remove the dehumidifier for cleaning or service when needed.
5. The rope is made from braided polypropylene; this strong and durable material will not fray or rip. It can also hold up to 300 pounds of weight! The hooks are made of zinc-plated stainless. The components need to be purchased separately!

HUMIDITY DISPLAY SCREEN

The machine will enter the screen-off state after some times of no operation.

Press any key to wake up the display window to activate all modes. The machine will beep after successful operation.



1. Power Key

Press this key to turn the dehumidifier on and off. The Power Key provides control over the unit's operation status.

2. Mode Key

Use this key to scroll through the operation interface, facilitating easy selection of different modes and settings.

3. Drain Key

Long-press the same button for 3 seconds for drainage system selection. Choose between the water pump drainage mode or gravity drainage mode (Initially, the default is gravity drainage mode). In water pump mode, short-pressing the button initiates water drainage.

4. Set Key

Press this key to set the desired humidity level or moisture content. Additionally, use the Set Key to toggle the continuous dehumidification mode on or off. It also serves to activate or deactivate the GPP (Grains Per Pound) mode.

5. Display Window

The display window provides essential information through various interfaces, including start-up animation, shutdown interface, main interface, coil temperature display, continuous dehumidification mode selection, GPP mode selection, humidity setting, moisture content setting, and fault display. This window serves as a comprehensive visual guide to the dehumidifier's status and setting.

APPLICATION

Crawlspaces	Hotels / Motels / Apartments
Shops / Bars	Offices
Museums / Sports	Laboratories
Water Damage Restoration	Museums
Computer Rooms	Storage Areas
Basements	Restaurants
Bathrooms	Kitchens
RVs	Living Rooms



AlorAir Solutions Inc.

✉ sales@alorair.com

📍 14752 Yorba Ct, Chino, CA 91710, US

🌐 www.alorair.com

☎ (888) 990-7469