

# Sentinel HDi100 Dehumidifier

## Specifications

| Features                         | Sentinel HDi100 |
|----------------------------------|-----------------|
| cETL Certified.                  | ✓               |
| Compressor Type                  | Rotary          |
| More Thorough, And More Quick    | ✓               |
| Ducting options                  | ✓               |
| Condensate Pump                  | ✓               |
| Easy handling                    | ✓               |
| Water Full protection            | ✓               |
| Environmental R32 Refrigerant    | ✓               |
| Automatic humidistat control     | ✓               |
| Memory Starting                  | ✓               |
| Rare earth alloy Tube Evaporator | ✓               |
| Continuous Model                 | ✓               |
| HVAC Remote System               | ✓               |
| Remote Control                   | ✓               |
| Low Temperature                  | ✓               |

| Specifications                | Sentinel HDi100                |
|-------------------------------|--------------------------------|
| Power                         | 115 V / 60 Hz                  |
| Capacity @AHAM (80°F, 60% RH) | 100 Pints/Day                  |
| Capacity @DOE (73°F, 60% RH)  | 78 Pints/Day                   |
| Current                       | 6.82 A                         |
| COP                           | 2.7 L/Kwh                      |
| Size For                      | Up to 2,900 sq.ft.             |
| Filter                        | MERV-1 Filter & MERV-10 Filter |
| Air flow                      | 250 CFM                        |
| Sound Pressure Level          | <60 DBA                        |
| Refrigerant                   | R32                            |
| Draining                      | Condensate Pump                |
| Functioning Temperature Range | 33.8~104 °F                    |
| Functioning Humidity Range    | 36-90%                         |
| Capacity115V(80°F-60%)        | 100 Pints/Day                  |
| Weight                        | 88 lbs (40 KG)                 |
| Dim(LxWxH)                    | 23.8"x14.7"x17.9"              |

## Application

This Dehumidifier is ideal for dehumidifying your whole home, crawl space and basement up to 15.7 gallons (100 pints) of water per day. Low noise level, great COP 2.7L/Kwh, and huge capacity 220 PPD at saturation condition cover 2,900 Sq.Ft. Compact and Light also Equipped with Quality Carrier Handles, Built-in Pump, Drying Work hard overnight, or continuous for days at a time without you worrying about it.

For your convenience, it can be ducted to your HVAC system and designed with the remote monitoring function so it is easy to access in any location. It makes this unit an ideal choice for places where remote sensing and controlling is required. It is also a good choice for the sound insulation and saving space usage.

Installation flexibility makes the unit ideal for almost any application. Optional duct mounting flanges reduce the installation time when connecting to an existing/new ducting systems. No conventional dehumidifier can perform as efficiently and effectively in basements and crawl spaces as Sentinel HDi100.

REDUCES & CONTROLS BASEMENT & WHOLE HOME HUMIDITY to help prevent damp carpeting and furnishings, mold, mildew, and odors, and mold, termites, structural wood rot, and odors in a sealed crawl space.

To give you even more peace of mind, it's backed by a 5-year warranty.

## Key Design Features

- Supper COP: 2.7L/Kwh
- Coated Coils with Stainless Side Plate
- Quick Access to Pump and Main Board
- HVAC Remote System

## Additional Features

- Engineered for low temperature operation and the air flow issues that crawl spaces present
- Ducting options for divided spaces
- Remote Control equiped
- Heavy-Duty Condensate Pump
- Quick connector to Pump(the pump can be taken out freely just full out the quick connector)



Pump



Optional Remote Controller




Water Pipe (19.6 ft)



Microchannel Condenser Technology



Optional Duct Mounting Plate



MERV-1 , MERV-10 Filter

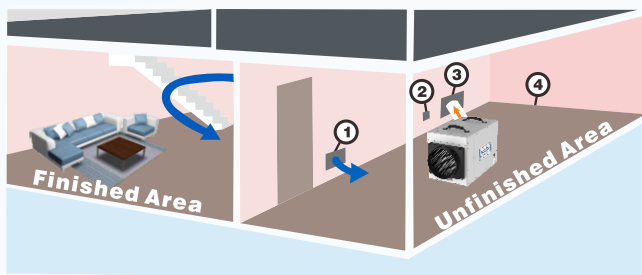
EFFICIENT • LARGE CAPACITY • POWERFUL

**Whole House Dehumidifier for Crawl Space & Basement>>**

## Specifications

| Applications             | Sentinel HDi100 |
|--------------------------|-----------------|
| Crawlspace               | ✓               |
| Shops/Bars               | ✓               |
| Museums/Sports Halls     | ✓               |
| Water Damage Restoration | ✓               |
| Computer Rooms           | ✓               |
| Basements                | ✓               |

### Installation of a Sentinel HDi100 with a Supply Kit only



1. Passive Return Vent
2. Remote Control (mounts on opposite Wall in Finished Area, Energize the sensor on Remote Control)
3. Supply Grill
4. Supply/Discharge Duct Work
  - Place the **Sentinel HDi100** in unfinished area of the basement near a drain access (condensate will be drained out via Pump).
  - Connecting the Duct Tube on Collar, supply the dry air from the dehumidifier to a large and open area in finished section of the basement.
  - Place a return grill / passive vent on the other side of the wall that separates the finished and unfinished areas. This will allow circular air flow go through the basement.
  - The passive grill will prevent the unfinished room from being placed under a negative pressure and also allow the dehumidifier to focus on keeping the unfinished area dry as well.
  - The Remote Control can be used For normal Retome function, to insulate the Noise of Unit, and Also can be used at the Sensor Switch, you can choose the humidity sensor between Unit and remote Control.
  - Be sure to keep all doors open in the basement to help with proper air circulation (Bedrooms, Bathrooms, etc.)

## PROVEN PERFORMANCE

The Sentinel HDi100 has cETL Approved.

Designed for the modern home-for your full satisfaction, We designed this professional dehumidifier with the modern consumer in mind, All special features make it the best for whole house and crawl space or basement applications, Remote control system, Strong as the tank, Microchannel condenser technology, Merv-1, and Merv-10 filter, Low-temperature operation, Built-in pump.

As the unique design compared with others, we have the humidity sensor in bypass air design which makes the short-cycling go away and have quick access to the pump and mainboard. Customers can do it by themselves and service become easy. Preassembly makes the installation process simple, thereby it reduces the overall installation and project cost.

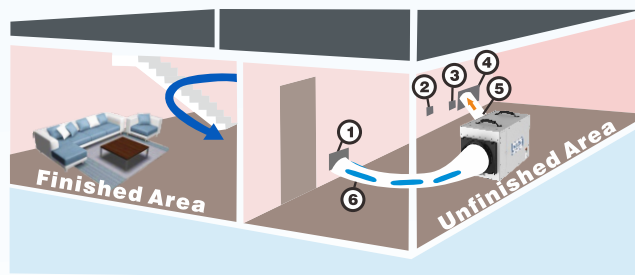
Memory Starting And Turn On/Off Automatically: This Crawl Space Dehumidifier Automatically Turns On And Off Depending On The Humidity Levels. Comes Back After a Power Failure, no Need To Turn On Manually. Ductable And Remote Controlled, Both Inlet and Outlet can be Ducted.

SET IT AND FORGET IT control automatically starts dehumidification when humidity above target is sensed.

# Sentinel HDi100 Dehumidifier

| Applications  | Sentinel HDi100 |
|---------------|-----------------|
| Hotel/Motel   | ✓               |
| Offices       | ✓               |
| Laboratories  | ✓               |
| Museums       | ✓               |
| Storage Areas | ✓               |
| Restaurants   | ✓               |

### Installation of a Sentinel HDi100 with a Supply and Return Kit



1. Return Grill
2. Remote Control (mounts on opposite Wall in Finished Area, Energize the sensor on Remote Control)
3. Optional Wall Mount Dehumidistat (mounts on opposite wall in finished area)
4. Supply Grill
5. Supply/Discharge Duct Work
6. Return/Intake Duct Work
  - Place the **Sentinel HDi100** in unfinished area of the basement near a drain access (condensate will be drained out via Pump).
  - Connecting the Duct Tube on Collar, supply the dry air from the dehumidifier to a large and open area in finished section of the basement.
  - Place a return grill / passive vent on the other side of the wall that separates the finished and unfinished areas. This will allow circular air flow go through the basement.
  - The passive grill will prevent the unfinished room from being placed under a negative pressure and also allow the dehumidifier to focus on keeping the unfinished area dry as well.
  - The Remote Control can be used For normal Retome function, to insulate the Noise of Unit, and Also can be used at the Sensor Switch, you can choose the humidity sensor between Unit and remote Control.
  - Be sure to keep all doors open in the basement to help with proper air circulation (Bedrooms, Bathrooms, etc.)